

# INTERIOR WALL AND LINER PANELS

## IL PANEL



The IL Panel is ideal for an interior liner creating a rugged and attractive finished wall appearance. This panel features a concealed fastened system. The IL Panel profile allows for installation as the liner of a composite wall system or installed to the inside girts of a building. The IL Panel is not recommended for exterior wall applications.

### FEATURES AND BENEFITS:

- Field-Assembled Composite Wall Systems.
- The Composite Wall System is designed to accommodate FW or 7.2 panels as exterior skins with IL Panel or ILM Panel interiors.

### PRODUCT SPECIFICATIONS

**Applications:** Interior Wall and Liner

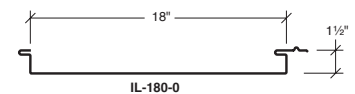

**Coverage Widths:** 18", 24"

**Panel Attachment:** Concealed Fastening System

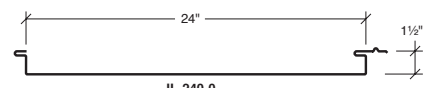
**Gauges:** 24 (standard); 22 (optional)

**Finishes:** Smooth (standard); Embossed (optional)

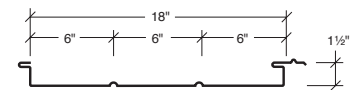
**Coatings:** Signature® 200



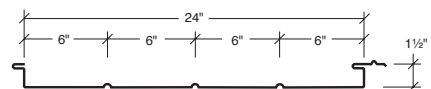
IL-180-0



IL-240-0



IL-180-2 with Beads



IL-240-3 with Beads

**METALLIC BUILDING COMPANY**  
7301 Fairview St. | Houston, TX 77041  
866-800-6353  
sales@metallic.com  
**METALLIC.com**



Descriptions and specifications contained herein were in effect at the time this publication was approved for printing. In a continuing effort to refine and improve products, Metallic reserves the right to discontinue products at any time or change specifications and/or designs without incurring obligation. To ensure you have the latest information available, please inquire or visit our website at [www.metallic.com](http://www.metallic.com). Application details are for illustration purposes only and may not be appropriate for all environmental conditions, building designs or panel profiles. Projects should be designed to conform to applicable building codes, regulations and accepted industry practices. If there is a conflict between this document and project erection drawings, the erection drawings will take precedence.